
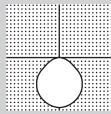


PANO 2" WOODWORKS® GRILLE FORTÉ

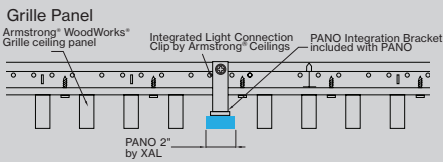


PERFORMANCE

- Lengths coordinates with Woodworks® Grille ceiling panel
- Up to 109lm/W
- High performance opal cover
- Remote mountable LED driver
- Damp rated



WoodWorks® Grille Ceiling System Integration



REMOTE MOUNTING

Quick and easy electrical connection

REMOTE MOUNTING



[link to page](#)


ARMSTRONG CEILING TYPES

WARM, AESTHETIC ROOMS

WT5 - WOODWORKS®
GRILLE TEGULAR 1/16"




WT5 - WOODWORKS®
GRILLE TEGULAR-VERTICAL SLATS



WLS - WOODWORKS®
GRILLE SOLID WOOD PANELS



WLV - WOODWORKS® GRILLE
VENEERED PANELS



Catalog Number Example

PANO2-WWG-WH-PS-OP-27K-C80-UNV-010V-0425LF-ST-08FT

A RANGE

PANO 2" PANO 2

H VOLTAGE

120V / 277V UNV

B CEILING TYPE

WoodWorks® Grille WWG

please contact your Armstrong® ceilings rep for the Integrated Light Connection Clip for the specified ceiling type

I DIMMING

0-10V 1% 0 1 0 V

Lutron EcoSystem LES 1
Quantum, Vive, GRAFIK Eye,
HomeWorks

Power over ethernet POEC

consult customer service for compatibility

Custom dimming X X X X

consult customer service for compatibility

C COLOR

White WH

Black BL

D POWER FEED LENGTH

4' standard integrated PS

10' medium remote option PM

30' long remote option PL

power feed distance denotes secondary wiring from detachable driver box to fixture; driver box comes with a 6 ft conduit for primary wiring

J OUTPUT LM/FT

275lm/ft 100% ± 0 2 7 5 L F

425lm/ft 100% ± 0 4 2 5 L F

600lm/ft 100% ± 0 6 0 0 L F

K CIRCUIT / EM

Single circuit *

* leave blank

E LENS

HP opal cover OP

L SHAPE / PATTERN

Linear / straight ST

F CCT

2700K 2 7 K

3000K 3 0 K

3500K 3 5 K

4000K 4 0 K

Custom CCT X X K

M DIMENSIONS IN FT

4' fixture 0 4 F T

6' fixture 0 6 F T

8' fixture 0 8 F T

fixture replaces full length of ceiling panel; please see table on next page and fixture length dimensions

G CRI

CRI > 80 C 8 0

CRI > 90 C 9 0

BASO
basolighting.com
xalusa.com

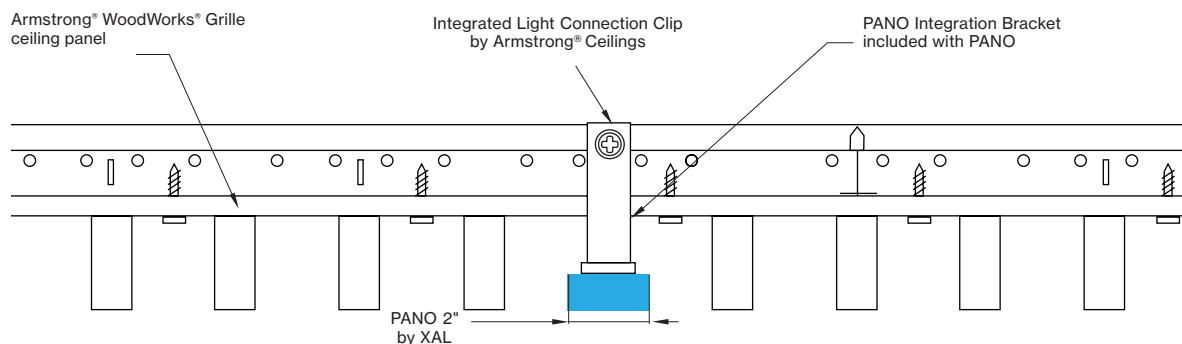
Technical data

	SIZE TYPE	LED COLOR TEMPERATURE	INPUT WATTS	DELIVERED LM TOTAL	LIGHT DISTRIBUTION	DELIVERED LUMEN DIRECT	OPTICAL EFFICIENCY	LUMINAIRE EFFICACY
PANO 2"								
e LED	8' opal	40K	20.3W	2200lm	100% down	2200lm	70%	108lm/W
e ² LED	8' opal	40K	31.2 W	3400lm	100% down	3400lm	70%	109lm/W
e ²⁺ LED	8' opal	40K	44.7 W	4800lm	100% down	4800lm	70%	107lm/W

for 27K, 30K or 35K multiply lm value by 0.96

WoodWorks® Grille Ceiling System Integration

(for more ceiling options, please see CEILING OPTIONS pages)



Available lengths for ceiling types

CEILING TYPE	2 FT	4 FT	6 FT	8 FT
WoodWorks® Grille Tegular 9/16	23.375"	47.375"	n/a	n/a
WoodWorks® Grille Tegular 15/16	23"	47"	n/a	n/a
WoodWorks® Grille Classic	23"	47"	71"	95"
WoodWorks® Grille Forte	*23"	47"	71"	95"
WoodWorks® Linear Solid Wood panels	*23"	*47"	*71"	95"
WoodWorks® Linear Veneered panels	*23"	*47"	*71"	95.25"

*Woodworks ceilings are not available in this length. Wood panels need to be cut in the field to fit this length.

INTEGRATED LIGHT CONNECTION CLIP

Armstrong® Ceilings Integrated Light Connection Clip

visit armstrongceilings.com/linearlighing

please contact your Armstrong Ceilings rep

WoodWorks® ceiling systems

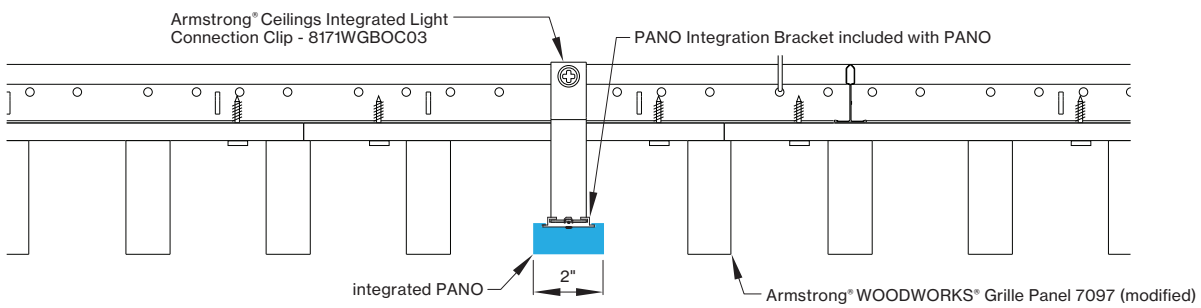
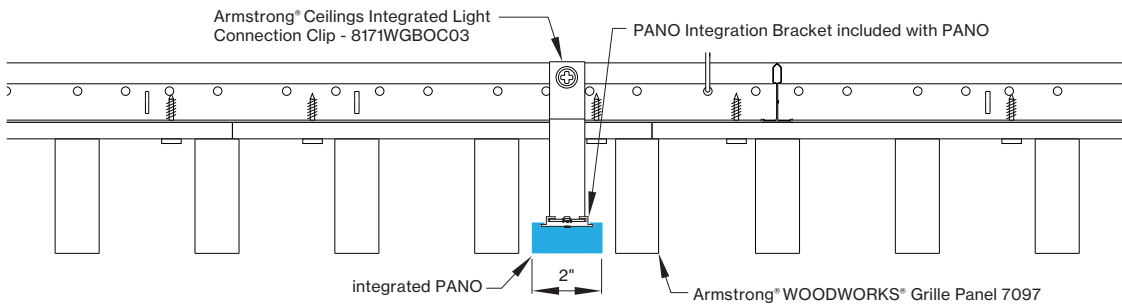
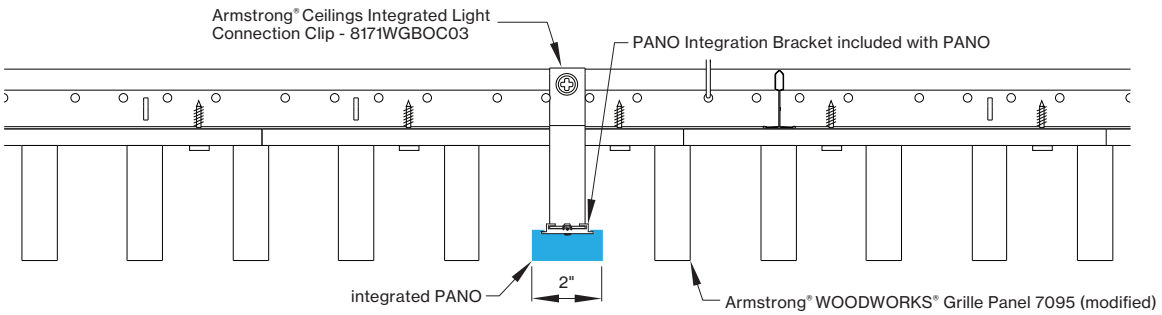
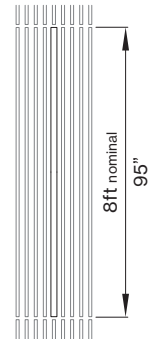
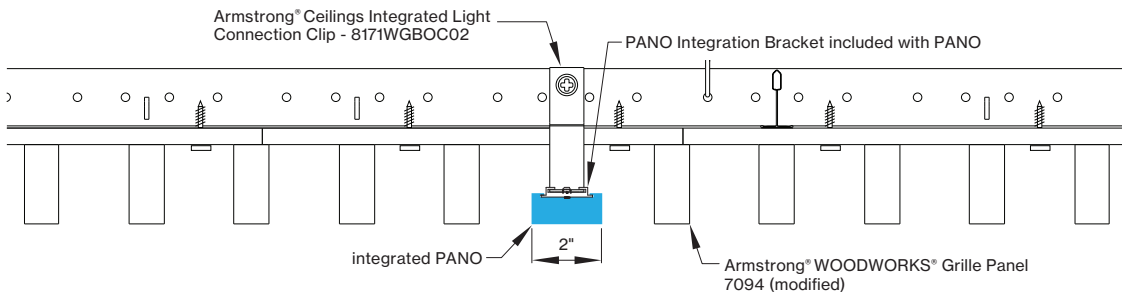
XAL PANO is only approved for Armstrong® WoodWorks Grille Tegular 9/16, WoodWorks Grille Tegular 15/16, WoodWorks Grille, WoodWorks Linear Solid Wood panels and WoodWorks Linear Veneered panels ceiling systems. Refer to armstrongceilings.com for installation instructions related to the ceiling products.

DIMENSIONS

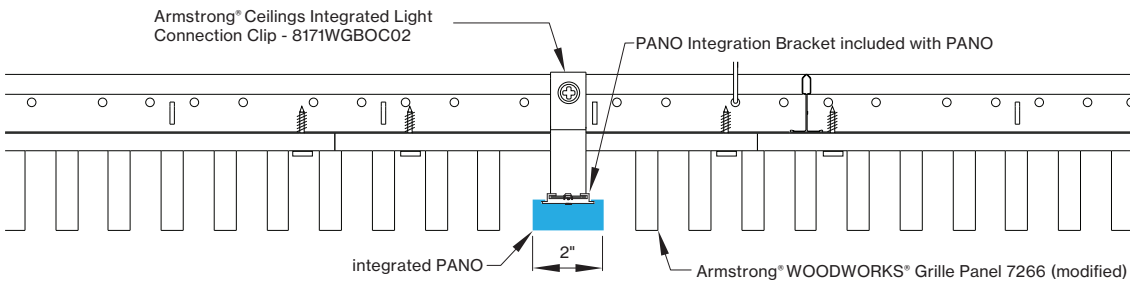
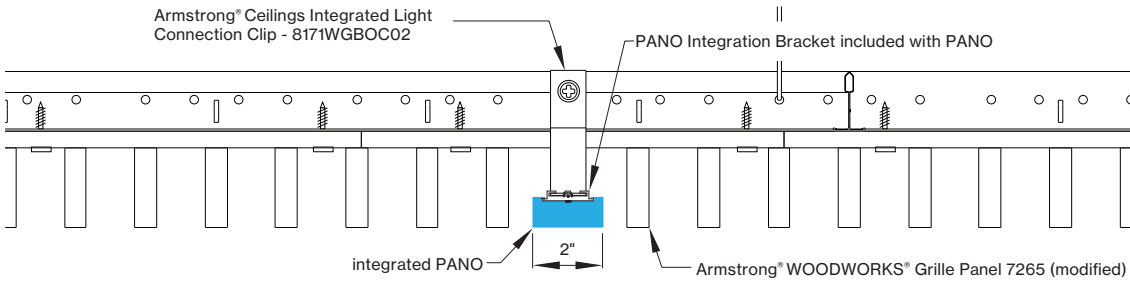
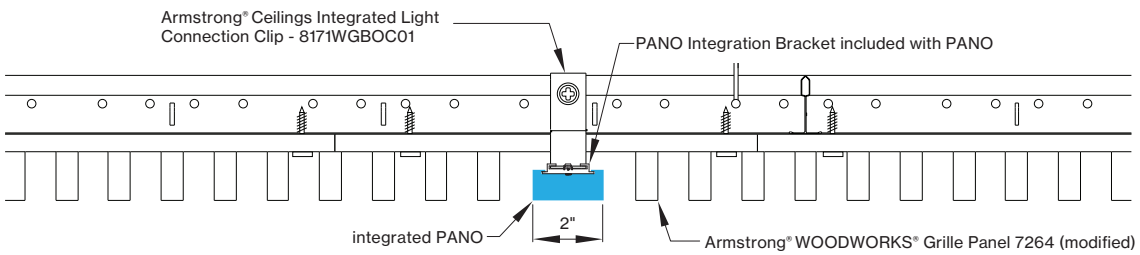
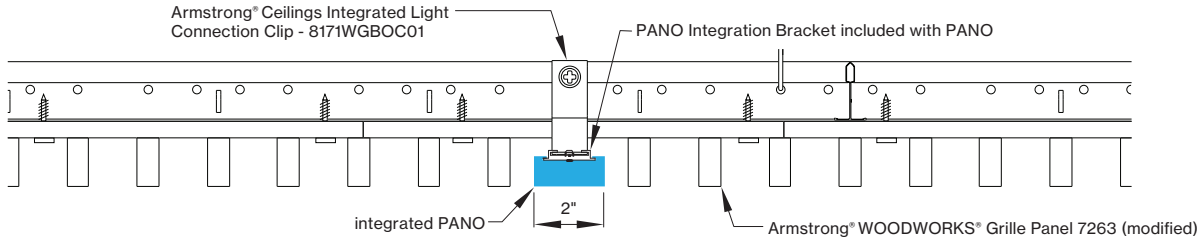
PANO 2"

WWG - ARMSTRONG® WOODWORKS® GRILLE PANELS

VVC



WWG - ARMSTRONG® WOODWORKS® GRILLE PANELS cont'd



PANO mounting instructions

Get access to the PANO mounting instructions faster by scanning the QR code.



<https://www.xalusa.com/resources/cut-sheets/pano>